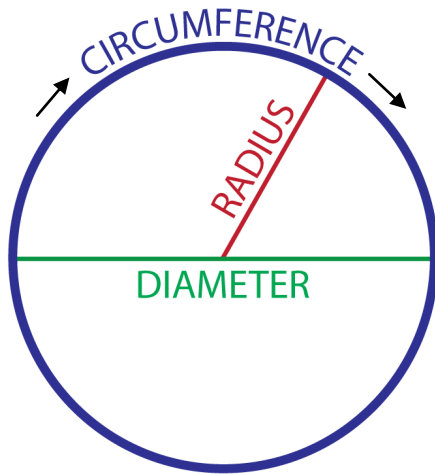




Measuring for New Post Pads

From: _____

Company: _____



◀ How to Measure for New Post Pads

◀ ROUND Post Pads:

Measure the circumference (distance around the post). Using a piece of string, wrap it tightly around the post, then measure the string.

Please provide the **CIRCUMFERENCE** of the post pad.

_____ Distance around the post

Do NOT measure the diameter.

Sports Venue Padding engineers will take it from here.

◀ SQUARE Post Pads:

SQUARE post pads are easy to measure, also.

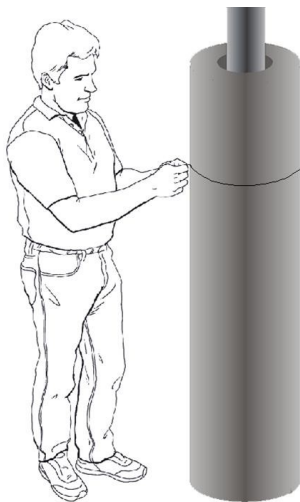
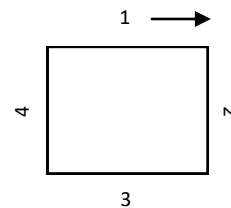
Measure each side - all four (4) sides - of the post, moving clockwise around the post.

Side 1 _____

Side 2 _____

Side 3 _____

Side 4 _____



◀ _____ **HEIGHT** of post pad

The standard height of a post pad is 6-feet, but Sports Venue Padding manufactures pads at any height, width, or shape for different activities. Let us know if you need any help.

Confirmed by: _____

Date: _____